


## AAPA-PG

45°塑料PG制螺纹弯接头


Fitting 45° elbow, PG, plastic thread



	min.	max.
温度范围 Temperature range	██████████	██████████
UV保护性能 UV protection	██████████	██████████
低温性能 Cold environment performance	██████████	██████████
防尘性能 Dust ingress protection	██████████	██████████
防水性能 Water ingress protection	██████████	██████████
机械强度 Mechanical strength	██████████	██████████

可与所有NW07 – NW48 细波型 (F) 和粗波型(C)标准波纹管适配

Fits with all corrugated conduits NW07 – NW48 with fine (F) and coarse profile (C)



### 材料: PA6 MOD V0 SGA

45°塑料PG制螺纹弯接头AAPA 由特殊改性不含卤素和镉的尼龙6材料制成, 材料自熄, 耐绝大多数化学品。耐紫外线性能优异, 所以AAPA-PG非常适合户外安装应用。产品锁定系统为新的360°内部倒齿锁定, 内部带密封圈, AAPA-PG与我们的FIPLOCK® 波纹管连接后可以达到IP69的防尘防水等级。发货状态为预装配状态, 拆卸时只需要一个简单的螺丝起子就可以打开。AAPA-PG优异的设计显著提升了使用效率, 节省了安装及拆卸的时间。

### Material: PA6 MOD V0 SGA

The one-piece 45°-elbow cable protection conduit fitting AAPA with a PG thread, made of specially modified, halogen-free polyamide 6 is self-extinguishing and resistant against most chemical media commonly used. Due to its excellent UV-resistance, AAPA-PG is also perfectly suited for outdoor installations. With the brand new 360° interlocking system and an inside conduit seal, AAPA-PG complies with the highest possible protection class IP69 in combination with our FIPLOCK® corrugated conduits. Being delivered pre-assembled and easy to re-open by using a commercially available slotted screwdriver, AAPA-PG ensures significant time saving during installation and disassembly.

## AAPA-PG

### 产品性能 / Product performances

应用性能 / Application performances	特性 Characteristics	单位 Unit	规范标准 Standards, specifications	备注 Remark
温度范围 Temperature range	-50 到 / to +120 -58 到 / to +248	°C °F	IS FIP	
温度 (短周期) Temperatur (short-term)	150 (500 h); 160 (100 h) 302 (500 h); 320 (100 h)	°C °F	IS FIP	
<b>材料性能 / Material performances</b>				
缺口冲击测试 Notched bar impact test	7 – 25	kJ/m <sup>2</sup>	ISO 180	
<b>系统密封性能 / System tightness</b>				
IP 等级 IP rating	IP66/IP67/IP68/IP69 (IP69K)		IEC EN 60529	
<b>防火性能 / Fire safety performances</b>				
不含卤素和镉 Free from halogens and cadmium	是 / yes			
阻燃等级 Fire classification	V0		UL 94	
产品防火特性 Fire characteristic of the product	自熄 self-extinguishing		UL 514B	
氧指数 Oxygen index	>32	%	EN ISO 4589-2	
灼热丝测试 Glow wire test	960 1760	°C °F	IEC 60695	
火灾危害等级 Fire hazardous level	HL3		EN45545-2	
火焰蔓延指数 Flame spread index	符合 compliant		ASTM E162	依照 /acc. NFPA 130
烟雾浓度 Smoke density	符合 compliant		ASTM E662	依照 /acc. NFPA 130
烟雾毒性 Smoke toxicity	符合 compliant		BSS 7239/SMP 800-C	
热释放量 (焓) Heat release (Enthalpy)	19,4 (8265)	MJ/kg (BTU/lb)	ASTM E1354	50 kW/m <sup>2</sup> 热通量 / heat flux
火焰蔓延 Spread of fire	非火焰蔓延 non flame propagating		IEC EN 61386	
<b>耐候性 / Weathering performances</b>				
UV及耐候性 UV and weathering performance	优异 excellent		IS FIP	可达 40 年 up to 40 years

测试条件参照 EN ISO 139 温度 23°C, 湿度 / 50% (如未注明测试条件)。IS FIP = FIP 内部测试规范  
Tests carried out acc. EN ISO 139 at 23°C / 50% r. h. (if not indicated different). IS FIP = Internal Specification FIP

产品号 Part No.		名义尺寸 Nominal width	螺纹尺寸 Thread G	尺寸 (mm) Dimensions in mm (nom.)							重量 Weight	包装单元 PU
黑色 / black	灰色 / grey	NW		Ø E	L	W	H	Ø ID	Ø D	SW	g	个 / Pcs
AAPA-10P09PB	AAPA-10P09PG	10	PG 9	24	11	30,8	56,6	11,0	24,7	13	11,2g	10
AAPA-12P11PB	AAPA-12P11PG	12	PG 11	30	11	34,5	60,8	12,0	28,5	16	16,5g	10
AAPA-17P16PB	AAPA-17P16PG	17	PG 16	32	11	40,1	74,7	16,7	34,0	21	23,5g	10
AAPA-23P21PB	AAPA-23P21PG	23	PG 21	38	12	48,8	81,5	21,5	41,7	27	32,2g	6
AAPA-29P29PB	AAPA-29P29PG	29	PG 29	48	12	55,0	84,8	29,7	48,2	34	40,6g	6
AAPA-36P36PB	AAPA-36P36PG	36	PG 36	59	13	68,0	110,9	35,4	59,7	41	86,3g	4
AAPA-48P48PB	AAPA-48P48PG	48	PG 48	74	13	79,4	119,4	50,5	71,0	55	101,9g	4

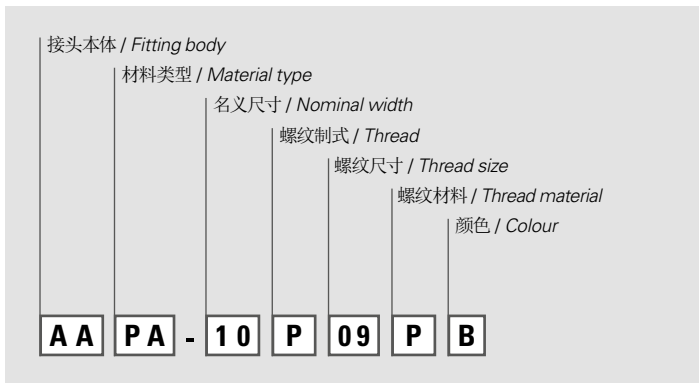
关于产品库存, 交期, 尺寸及颜色等问题请联系我们本地的经销商或客服。

Please contact our local distribution partner or our customer service regarding product availability, lead time, other sizes and colours.



可与UL认证的 FIPLOCK® 波纹管连接 / in connection with UL-approved FIPLOCK® conduits

## 产品代码 / Number code:



安装说明: 将波纹管以轻微扭动的方式完全推进接头本体。拔一下波纹管确认锁扣完全卡住波纹管。为保证最佳的使用状态, 我们建议波纹管切割在波纹的底部波谷位置。

**Mounting indication:** Push-in corrugated conduit with a slight twist fully into fitting body. By pulling the conduit slightly back the clip locks perfectly. For the optimal protection we advise to cut the conduit in the bottom of wave.

完整的安装说明可从下列网址找出  
[www.fraenkische.com/assembly\\_instruction\\_fiplock\\_one\\_cn](http://www.fraenkische.com/assembly_instruction_fiplock_one_cn)  
 The entire **assembly instructions** may be found  
 on [www.fraenkische.com/assembly\\_instruction\\_fiplock\\_one\\_cn](http://www.fraenkische.com/assembly_instruction_fiplock_one_cn)



我们尽我们的知识水平所提供的的数据, 图像和技术规格图反映了当前的工程技术水平。这并不包含对最后应用有关的任何责任。产品用户需根据应用进行自己的评估, 以确定产品是否符合特殊的应用条件。我们对产品的责任只考虑一般规定条件下的水平。FIP保留对产品数据和数值进行技术调整的权利。例如更改材料和加工工艺, 在保证产品性能数值不下降的情况下不会另行通知。

The provided data, images and technical specification drawings reflect the current engineering level and are to the best of our knowledge. This does not include any liability regarding the final application. Users of the products have to make their own evaluation to determine the suitability for a specific application. Our liability for these products considers the stated level within our General Conditions only. FRAENKISCHE Industrial Pipes (FIP) reserves the right to adjust specified data and values as well as implementing technical adjustments of the products e. g. change of materials and processing technologies without prior notice as long as the specified values are not reduced.